

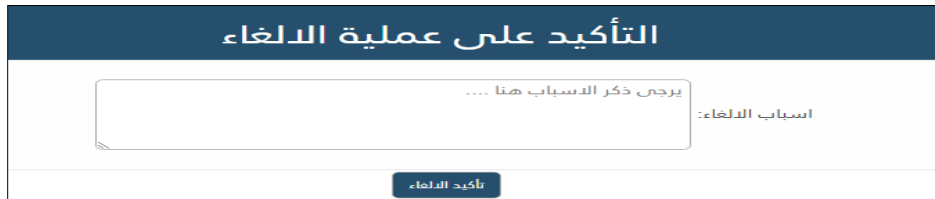


Request to Withdraw the Case

To withdraw the case, follow these steps:

1. Log in to the system.
2. Then from **My List**  choose the required case link.
3. From the **Main Page for Case**, click on **Request to Withdraw the Case** .
4. Enter the reasons for withdraw the case in the Reasons for cancellation field.
5. Click on **Ok** Cancel



- A request to withdraw the case shall be made only by the applicant domestic industry.
- The case will not be withdrawn and the investigation will be terminating without the approval of the Directorate, after studying the reasons presented in the request if they require cancellation or not.